

SBR Software Services

Changes to SBR Enabled Software and Auskey

The ATO have brought in changes to the way registered agents interact with the ATO via SBR providers.

The key change you need to know is that you will no longer use your own Auskey to communicate with the ATO, you will use the software provider's Auskey.

From 1 January 2016, new users of online software will not be required to share their AUSKey with their software provider.

By March 31 2016, existing users will need to notify the ATO of their hosted SBR online software service.

This will affect practice management software such as GovReports. It will not affect interaction with the BAS portal or other Auskey enabled products.

SBR providers will contact existing clients to notify them of changes. Alternatively you can nominate which provider you want to use to interact with the ATO, via Access Manger in your BAS portal.

The changes will provide an online solution that:

- ensures compliant, secure and streamlined transactions – online anytime from any device
- eliminates the need for businesses or registered agents using SBR-enabled online software to register for, upload or maintain an AUSKey to secure transmissions when interacting with the ATO
- enables businesses or registered agents to notify the ATO of their hosted SBR software provider's dedicated device AUSKey to secure transmissions with us made via online software
- co-exists with existing online software solutions

Check Your SBR Provider

If you want to confirm whether your hosted SBR software provider is certified for this new solution, you can do so by visiting [SBR Products Register](#).

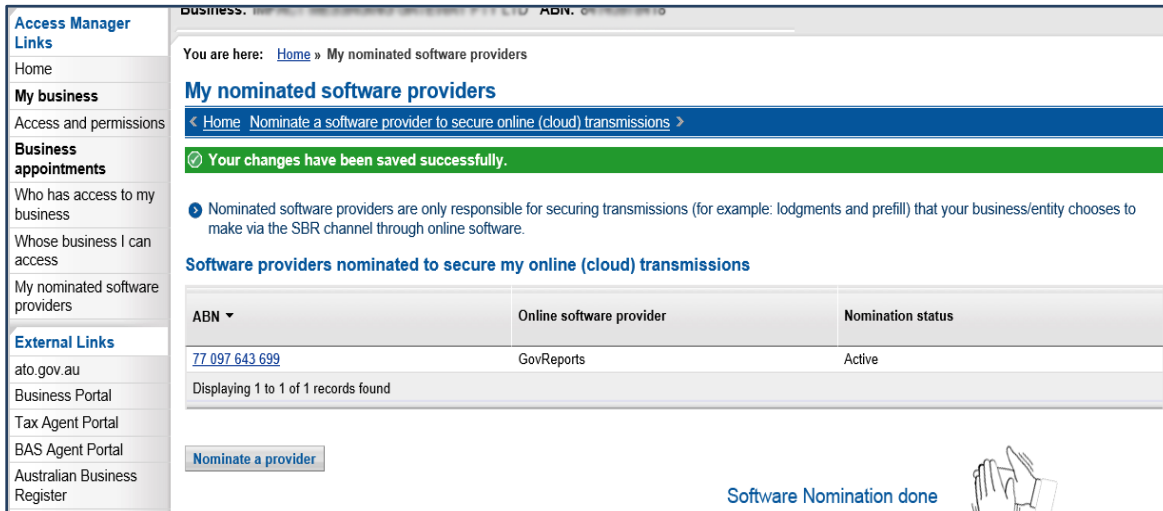
How to Nominate Your Hosted SBR Software Service in Access Manager (via BAS Portal)

This only needs to be done once, but you can add others or remove providers any time.

- Select **My hosted SBR software services** from the left hand menu
- Select **Notify the ATO of your hosted service**
- Search for a hosted SBR software service provider in the list, or search by entering the ABN or name
- Select the **ABN link** of a hosted SBR software service provider
- Enter the software ID provided to you by the software provider and select **Next**
- Read the **Notification** statement then select **Save**

- A green success message will appear on the next screen to confirm your notification

Note: The entered software ID must match what was provided by your software service provider; otherwise your transmissions using the software provider's hosted services will not be successful.



Business. My nominated software providers

You are here: [Home](#) » My nominated software providers

My nominated software providers

[Home](#) [Nominate a software provider to secure online \(cloud\) transmissions](#) >

Your changes have been saved successfully.


Nominated software providers are only responsible for securing transmissions (for example: lodgments and prefill) that your business/entity chooses to make via the SBR channel through online software.

Software providers nominated to secure my online (cloud) transmissions

ABN	Online software provider	Nomination status
77 097 643 699	GovReports	Active

Displaying 1 to 1 of 1 records found

[Nominate a provider](#)

Software Nomination done 

Notify us of additional hosted SBR software services

If required, you can notify us of additional software providers you have by repeating the above steps.

Remove a notification to us for your hosted SBR software service

- Select **My hosted SBR software services** from the left hand menu
- Your current hosted SBR software service providers will be displayed
- Select the **ABN link** of the software service provider to modify or remove the notification
- Select **Remove notification**
- Select **Save**
- A green success message will appear on the next screen confirming the removal

Note: This will remove both the software service provider notification and all software IDs.

Adding or removing a software ID

You can add additional Software IDs for other users in your business or remove a Software ID which is no longer used or is invalid. To do this:

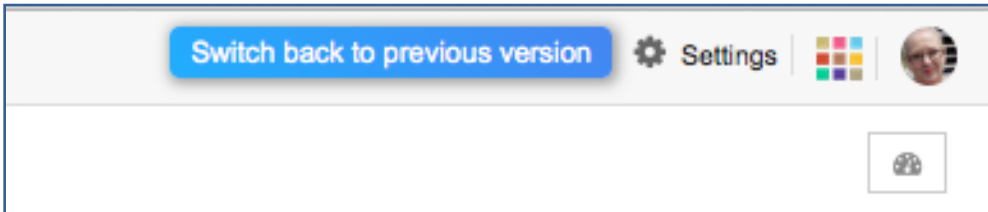
- Select **My hosted SBR software services** from the left hand menu
- Your current hosted SBR software service providers will be displayed
- Select the **ABN link** of a hosted SBR software service provider to modify or remove the notification
- Enter new or corrected Software IDs in the **Add Software ID's** fields
- Remove unwanted Software IDs by selecting them under the **Remove** heading
- Select **Next** to review your changes
- Select **Save**
- A green success message will appear on the next screen confirming the changes

Difficulties managing your hosted SBR software service notifications

If you are having difficulty completing or managing your notifications, call us on **1300 85 22 32**.

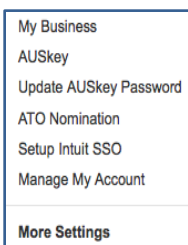
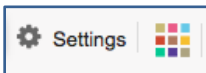
GovReports and ATO Nomination

Go to Main Dashboard (Birds View)



To Nominate GovReports as Software Provider

- Go to settings then ATO nomination
- Generate software ID, (this is individual for each account)
- Copy ID number
- Go to ATO Portal
- Go To Access Manager and nominate software provider
- Nominate GovReports and enter ID (see screen shot above)
- Go back to GovReports and activate
- You will get confirmation that activation was successful



<ul style="list-style-type: none"> HOME Settings My Business My Profile AUSKey ATO Nomination Rollover Manage My Account Setup Intuit SSO Two Step Authentication 	<h3>ATO Nomination</h3> <p>Software Name GovReports</p> <p>ABN 77 097 643 699</p> <p>Software ID Generate</p> <div style="background-color: #e0f2f7; padding: 5px; margin: 5px 0;"> <p>Please proceed to ATO to complete software nomination process</p> <ul style="list-style-type: none"> • Via Telephone (1300 85 22 32) or • Via Access Manager from ATO Portal </div> <p>Activate Nomination <input type="checkbox"/></p> <p>Submit Cancel</p>
---	--

How to Nominate Your Hosted SBR Software Service via Phone

Ring the ATO on **1300 85 22 32**. Normal proof of record ownership will apply when you call, i.e., you will need to identify yourself with TFN, DOB, address and recent ATO notice.

You will need to have the following information ready:

- your ABN (registered agents can also use their RAN)
- the ABN or name of the software provider (your software provider will supply this information to you)
- your unique software ID (this is provided to you by your software provider).
- Note: You will need to explain to the telephone operator that the Access Manager needs to be changed, otherwise they will only nominate for your business not your client list

Do you need your own AUSkey?

You will retain your own AUSkey for other services such as:

- ATO BAS portal—this will still be required for direct login to the portal
- Australian Business Register (ABR)
- Australian Securities and Investments Commission (ASIC)
- Department of Human Services (DHS) for paid parental leave
- State revenue offices

Related References

- [ICB – Standard Business Reporting](#)
- [ICB – SBR Update March 2015](#)
- [SBR – Products Register](#)
- [ATO – How to Use Access Manager](#)